

**adom**  
power in precision



**LOCATION**

## SELECTED CITIES

BEIJING	6990 km
WARSAW	103 km
ŁÓDŹ	150 km
CRACOV	190 km
LUBLIN	120 km
LVIV	330 km

## NEAREST MOTORWAYS

A1	100 km
A2	100 km
A3	190 km

## RADOM AIR PORT

CITY CENTER	3 km
PASSENGERS ANNUALLY	2,8 mln
OPEN	2014





**BASIC DATA**

- Area 112 km<sup>2</sup>
- Above 220 000 inhabitants (second largest city in Mazovia Region)
- 65% at productive age
- Birthrate: 1.14 per 1000 inhabitants
- 25 000 Enterprises
- 15 000 students
- Developed zone of small and medium enterprises
- Low labour costs
- Low staff turnover
- Attractive prices for apartments and business space

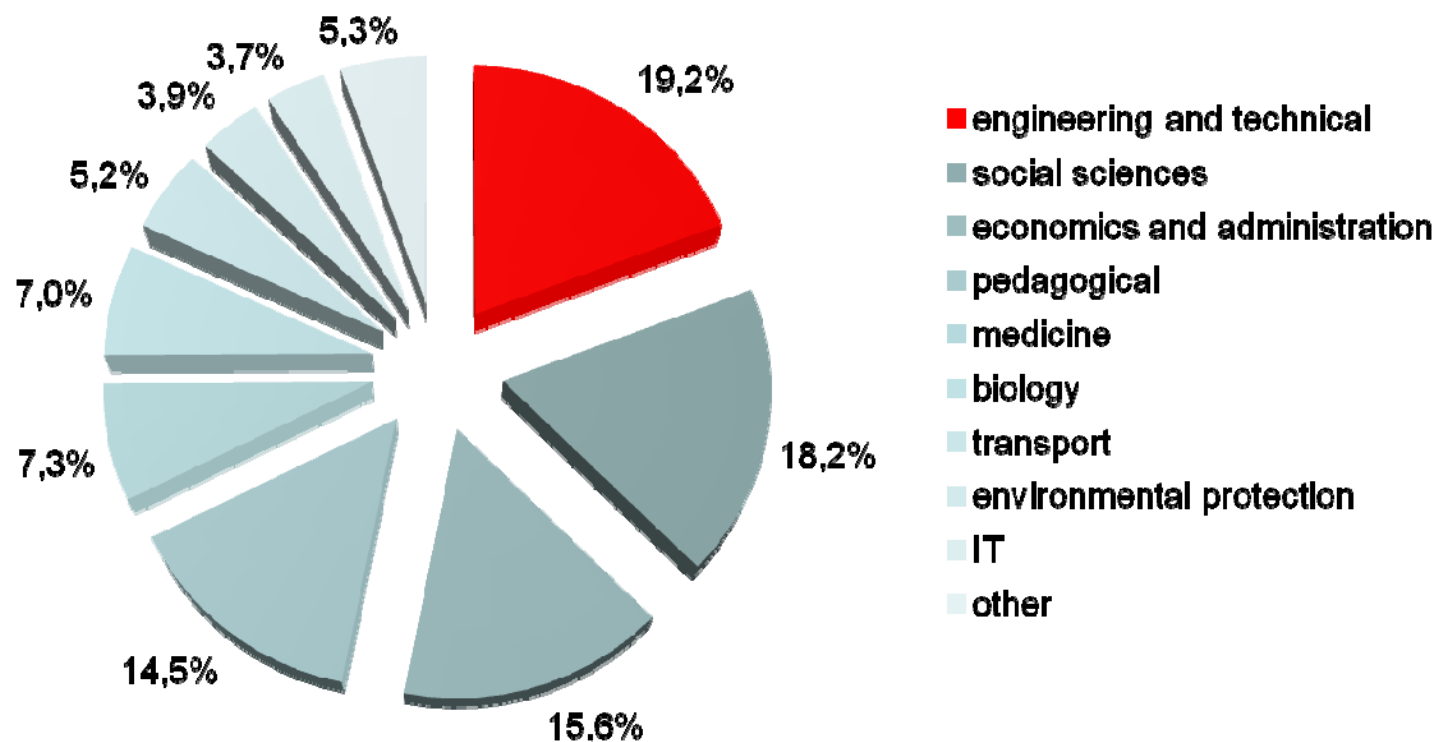


-  **15 000 STUDENTS**
-  **12 HIGHER EDUCATION SCHOOLS**
-  **21 SECONDARY SCHOOLS**






## 19,2% GRADUATES IN RADOM ARE ENGINEERING GRADUATES







## LANGUAGE SKILLS AMONG STUDENTS



Źródło: Hays Poland Survey, n = 1651





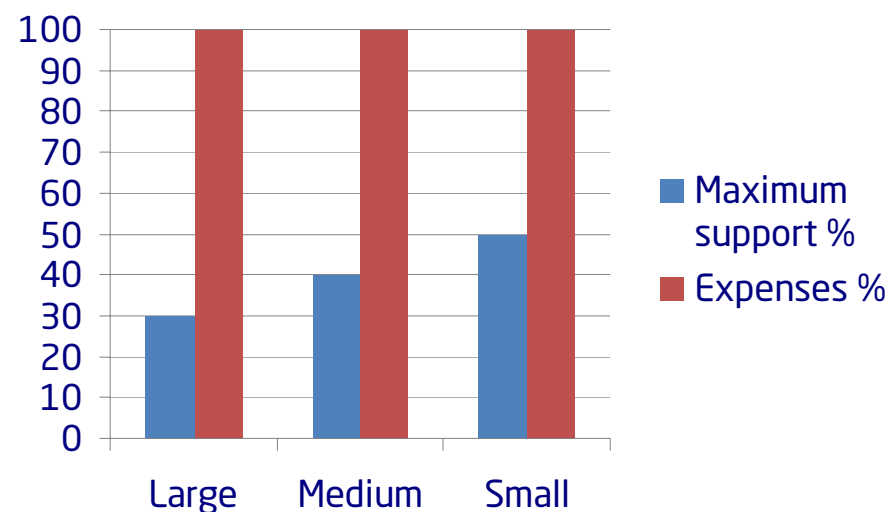
# THE INVESTMENT CLIMATE IN RADOM

## TARNOBRZEG SPECIAL ECONOMIC ZONE SUBZONE RADOM



### The investment expenditures:

- lands
- buildings and infrastructure
- fixed assets (equipment)



Since July 2014, above rates have been increased by 5%, ie:  
Big companies 35%, Medium 45% Small 55%.



**ENTERPRISES IN RADOM**

## Main sectors

- Machinery & Devices Industry
- Metal Machining
- Food Procesing
- Footwear Industry
- Construction
- Clothing Industry
- IT
- Tobacco industry
- Pharmaceutical industry
- Arms and weapons production
- Manufacture of beverages



# THEY HAVE CHOSEN RADOM



DATA PROCESSING CENTER



AIG/LINCOLN



**RENAULT  
TRUCKS**



GRUPA

**CAPITAL PARK**



**HartMet sp. z o.o.**



# THEY HAVE CHOSEN RADOM



CNC machined components

**TREND  
SSV79**





**RADOM AIRPORT**





- Perfect location: 3 km from the city center, on the crossroads of international routes
- The facility will be able to handle 1 million passengers per year, provide critical capabilities as much as 2.8 million passengers
- First flight planned on June 2014r.
- Below 1h driving from Warsaw Okęcie Airport.





**INVESTMENTS AREAS**

# GREENFIELD & BROWNFIELD

- TO 250 000 m<sup>2</sup>
- CONSTRUCTION PROCESS DEPENDS FROM INVESTOR REQUIREMENTS
- ATTRACTIVE LANDS - PURCHASE OR LEASE




**radom**  
power in precision

**LEASEURE**



**MUSEUMS  
THEATRE  
CINEMAS  
CONCERTS  
GALLERIES  
CYCLING  
POOLS  
SIGHTSEEING  
COUNTRYSIDE  
AEROCUB  
RACING  
BILLIARD  
BOWLING  
BREWERY  
NIGHT CLUBS**





# WELCOME

## INVESTOR ASSISTANCE OFFICE

Żeromskiego 53 str.  
26-600 Radom  
+48 48 36 20 358  
[www.radom.pl](http://www.radom.pl)